



Solitaire
Global Schools
let's aspire for excellence

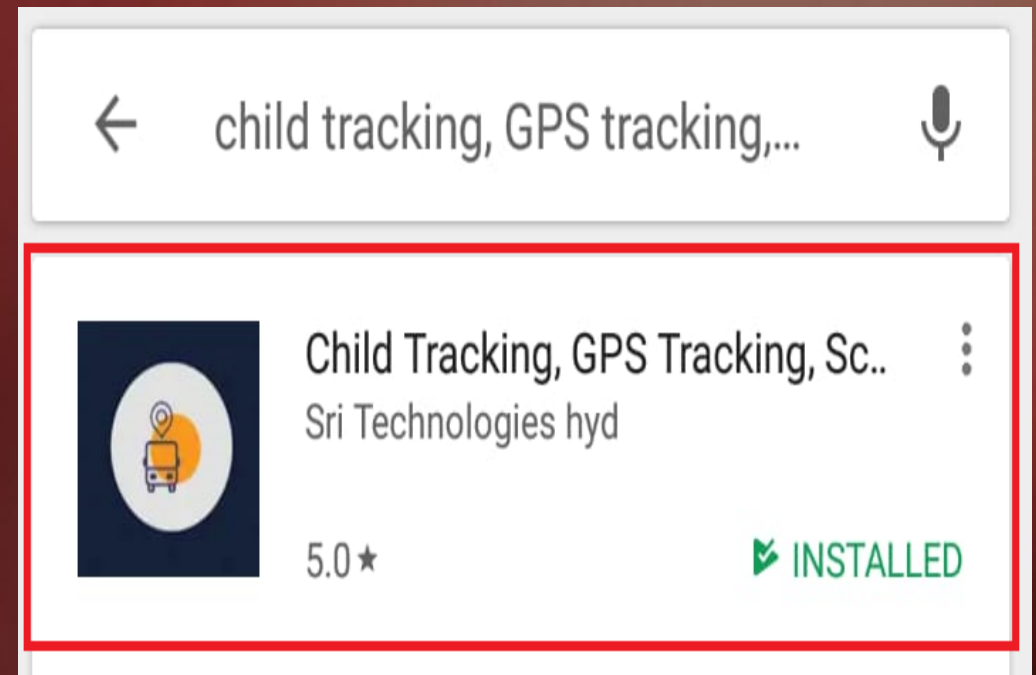
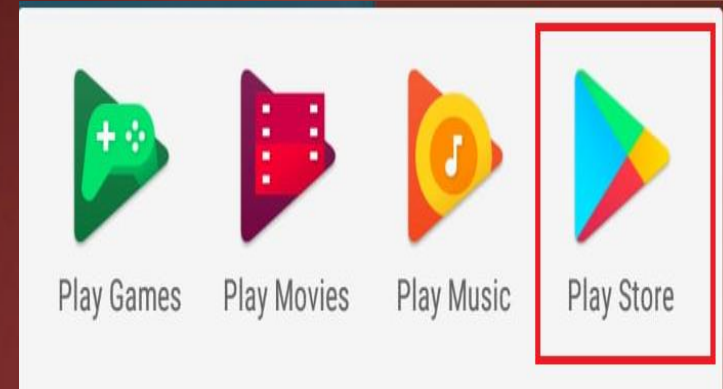
STUDENT SMART ID CARD

USING THIS APP YOU CAN TRACK

- **SMART ATTENDANCE SYSTEM FEATURES**-Contains Student details .It is vital to student tracking
- **RFID** (Radio Frequency identification device)-Scans student RFID and register her Presence inside the bus and school
- **Global Positioning system** –helps track student location when travelling to school and back home
- **Notification** –Instant and automatic messages are sent to the parent with details of student location ,date and time

STEPS TO INSTALL THE APP

- Go to play store and use any of the key word **Child tracking by sri technologies, GPS tracking by sri technologies, attendance tracking by sri technologies.**
- Install and open the app now you can **track your child**



HOW TO REGISTER IN THE APP

- Click on the Register button
- Type your Mobile no



Mobile Number

Password

LOGIN

Register

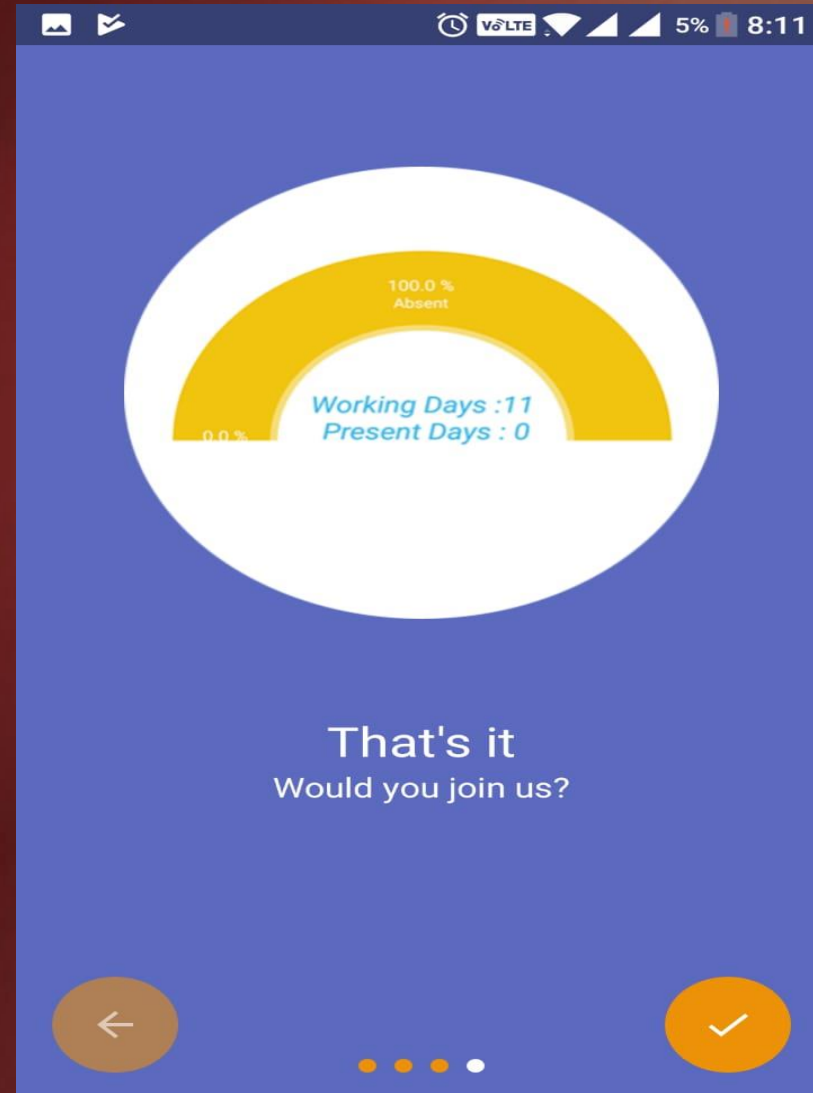
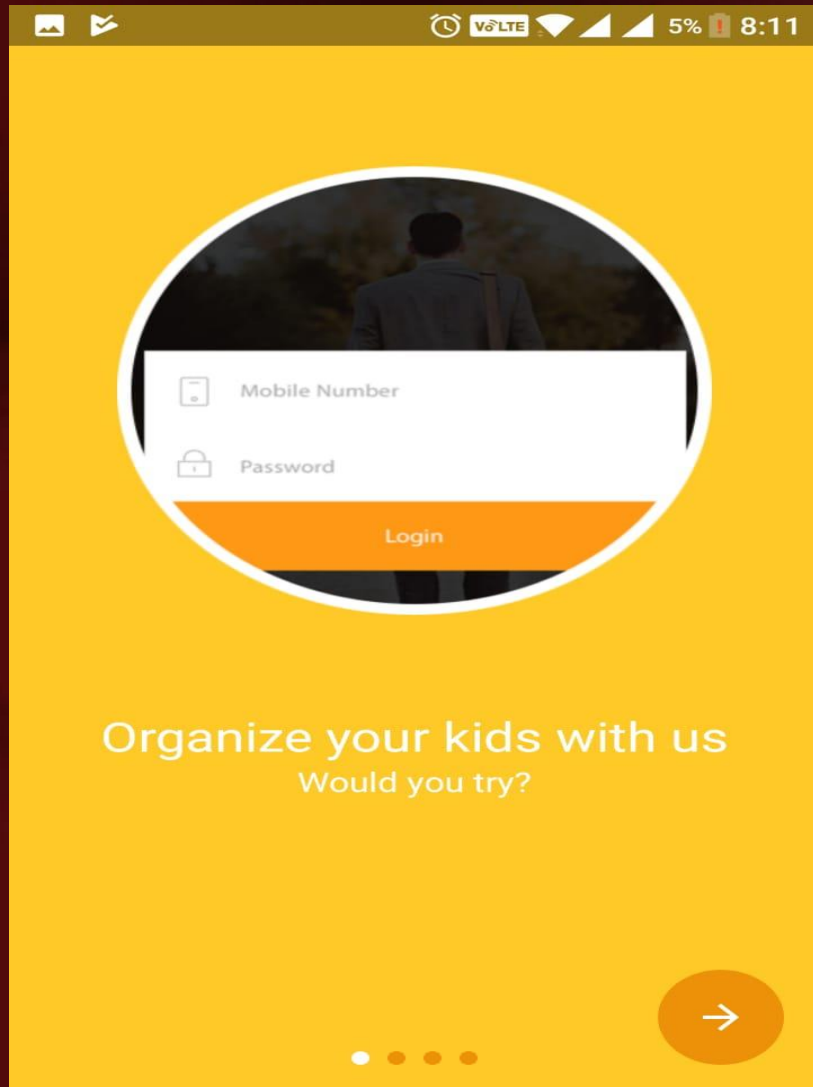
Forgot Password

HOW TO REGISTER IN THE APP


- Click on the Register button
- Type your Mobile no
- And you will get the QTP verification code to register
- CREATE YOUR 10 DIGIT PASSWORD(it would by any number or alpha numeric , mini. 8 characters)
- Registration Success



Login Screen

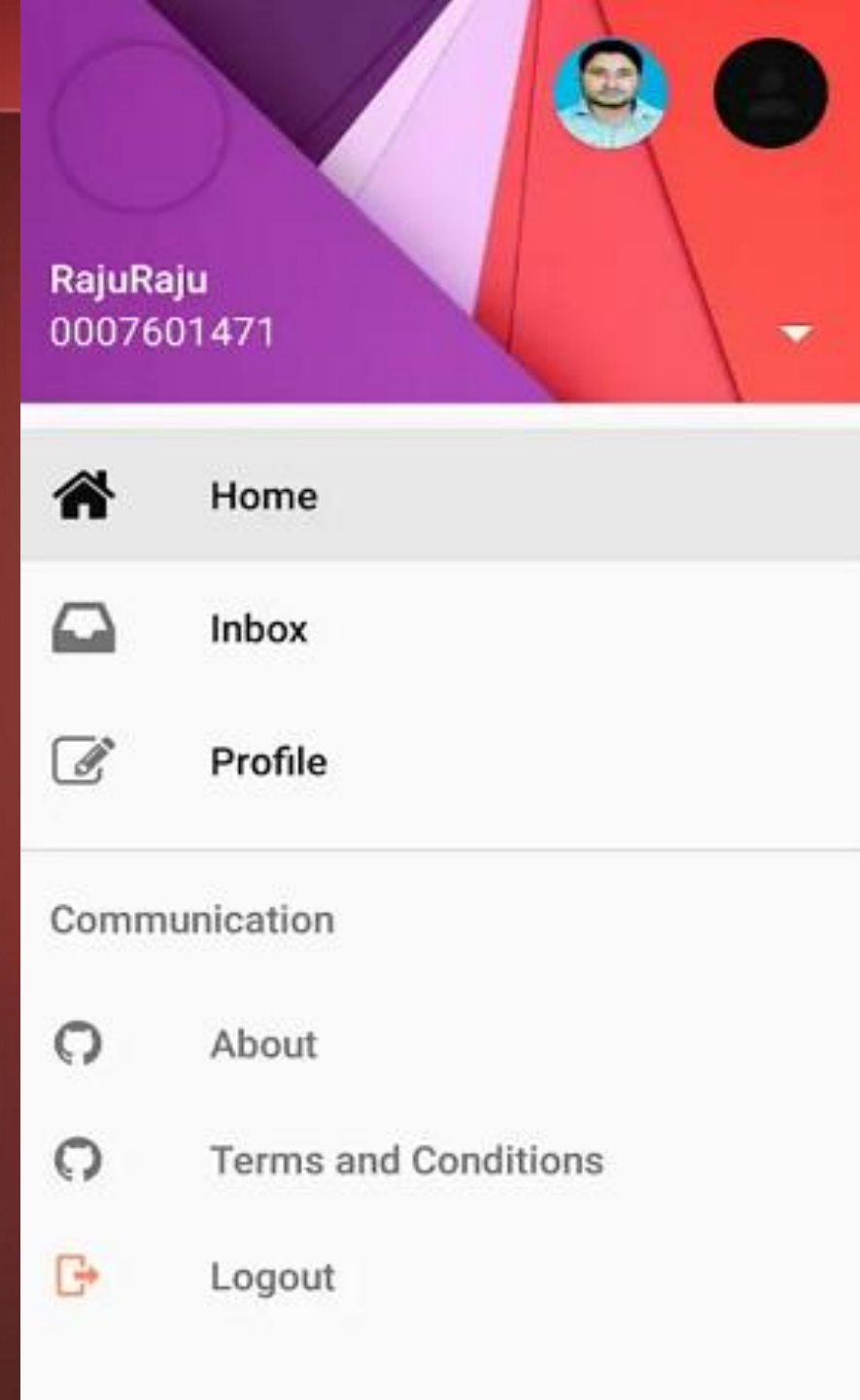


Home Screen



HOW TO LOGIN IN THE APP

- NOW LOGIN WITH YOUR MOBILE NUMBER AND NEW PASSWORD
- YOU CAN SEE YOUR CHILD INFORMATION.



SET YOUR PICKUP LOCATION

- NOW MAP SHOWING YOUR CURRENT LOCATION. ZOOM IT AND PLACE THE CURSOR ON YOUR NEAR PICKUP POINT
- CHOOSE THE RADIUS TO GET ALERTS BEFORE BUS COMING TO THE PICKUP LOCATION.
- SUCCESSFULLY PICKUP LOCATION UPDATED. PRESS OK.



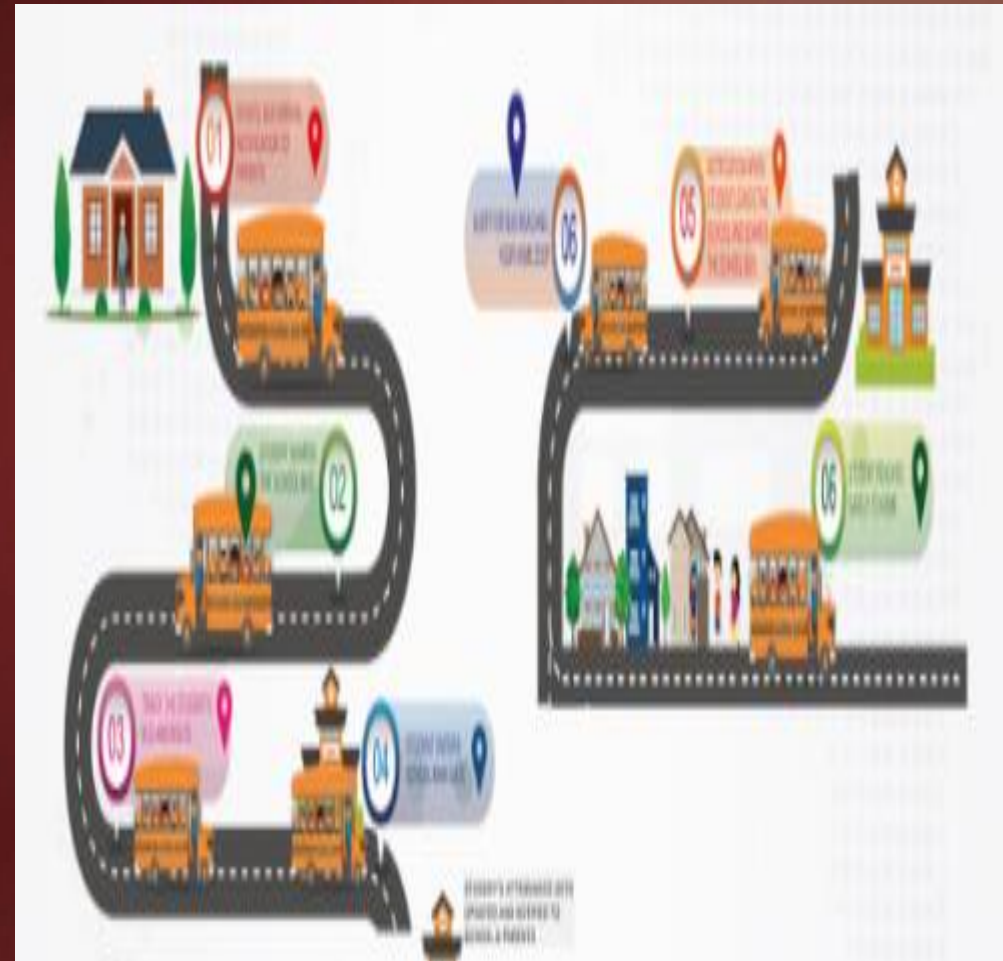
SET YOUR PICKUP LOCATION

- AFTER SAVING PICKUP LOCATION IT WILL SHOW AS LOCATION SAVED




TRACK YOUR CHILD INFORMATION THROUGH THE FOLLOWING TAB

ACCORDING YOUR VEHICLE TIMINGS LIVE TRACKING WILL START. AND YOU CAN SEE BUS ON LIVE.



BUS LIVE TRACKING


← Rameshna


2017-09-01 


Search

In Time 11:38

OutTime 16:43

Student stepped into bus at home
2017-09-01 15:09:57 

Student dropped at school
2017-09-01 15:27:56 

Student stepped into bus at school
2017-09-01 18:11:05 

ATTENDANCE REPORT



IN AND OUT TIME IN SCHOOL

The screenshot shows a mobile application interface for tracking school attendance. At the top, the name 'Rameshna' is displayed. Below this, there are fields for 'In Time' and 'OutTime', both currently showing 'NA'. A date range selector is visible, with '09/01/2017' and '10/31/2017' selected. A 'View Report' button is present. The main part of the screen is a table of attendance records for the month of September 2017.

Date	In Time	Out Time	Status
09/01/2017	11:38	16:43	✓
09/02/2017	11:38	16:43	✓
09/03/2017	11:38	16:43	✓
09/04/2017	11:38	16:43	✓
09/05/2017	11:38	16:43	✓
09/06/2017	11:38	16:43	✓

THANK YOU